



TEAM NAME

APRIL-OCTOBER 2024



<Title> Proposal

Project Specifications and Implementation Plan

ARRANGED BY

Name Lastname

REVIEWED BY

Name Lastname

Address

● e-mail address

● phone
number

Table of

Content



02 Project
Summary

03 Project
Tech Details

04 Project
Value

05 Our
Team

06 What
We Do

07 Project
Timeline

08 Our
Clients

09 Current
Situation

10 Expected
Outcome

11 Contact
Information

Project

Overview

A project summary is a concise description of the key objectives, goals, and outcomes of a project. It should provide a clear and easy-to-understand overview of the project's purpose and scope. When writing a project summary, it's important to use clear and concise language that is accessible to a broad audience. A good project summary should include information on the project's timeline, budget, and resources needed to complete the project successfully. It should also highlight any challenges that may arise during the project and how they will be addressed.



Overall, a well-written project summary can help stakeholders understand the project's significance and potential impact.

Project

Technical Details

The content of the "Project Technical Details" includes specific information about the technical aspects of your project. Here are some key components you may want to include:

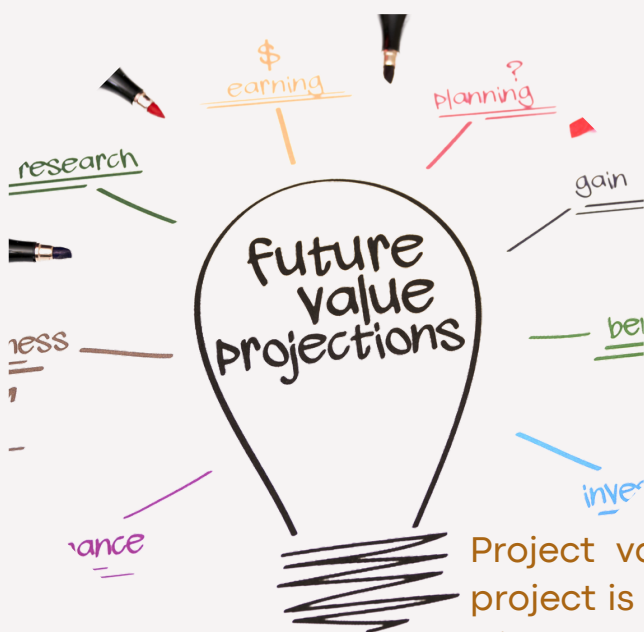
1. **Technologies Used:** List and describe the technologies, tools, software, and programming languages you plan to use in your project and why. This could include hardware components (a laptop, a virtual reality set, a robot, etc.), software frameworks (Chatbots, Search Engines, Document Editing Software, etc.), programming languages (Python, Typescripts, etc.), Web Framework (Wix, Django Unicorn, etc.), and any other relevant tools.
2. **Architecture:** Outline the overall architecture of your project, including how different components will interact and communicate with each other. This could include diagrams or flowcharts to visualize the system architecture and the user experience.
3. **Data Management:** Explain how data if any will be used, stored, processed, and analyzed within your project. Discuss any databases, data storage solutions, data processing pipelines, or data analysis techniques you plan to use.
4. **User Interface:** Describe how your customers will interact with your project and any design considerations or principles you will follow. This could include mockups, wireframes, or design specifications.
5. **Development Process:** Explain how your project will develop, including any methodologies, frameworks, or best practices you will follow. Discuss how you will manage project tasks, track progress, and collaborate with team members. How you will measure outcomes.
6. **Testing and Quality Assurance:** Outline your approach to testing, including how you will ensure the reliability, performance (,and security) of your project.
7. **Deployment and Maintenance:** Describe how you will deploy your project to production and maintain it over time. Discuss any deployment strategies, infrastructure considerations, or maintenance plans you have in place.
8. **Documentation:** Highlight the importance of documentation for your project, including how you will document code, APIs, user guides, and other relevant materials.

Overall, the "Project Technical Details" section should provide a comprehensive overview of the technical aspects of your project, demonstrating your understanding of the technology and tools you will use to achieve your objectives.

Project Value

Project value means how good or beneficial a project is. It's like asking, "Is this project worth doing? Will it help us in some way?" Value can mean different things depending on the project and the people involved. Here you would need to explain the impact of your project or how your project will contribute improving your senior stakeholders (your grandmom) feel better. For example:

1. Money: Does the project help make or save money? Maybe it helps your grandmother keep track of her expenses automatically so that she can save money or have a better view of her expenses.
2. Importance: Is the project important for your goals or for people's needs? It might be crucial for making people's lives better.
3. Efficiency: Does the project make things easier or faster? It could help people work better or get things done more quickly.
4. Happiness: Does the project make people happy or satisfied? It might provide products or services, making your customers (your grandmom) happier.
5. Helpfulness: Does the project help others or the environment? Some projects are valuable because they make the world a better place.



Project value is all about figuring out if a project is worth doing and how much good it will do for everyone involved.

Our


Team



Aaron Loeb
Project
Coordinator



Jamie Chastain
Search Engine
Expert



Olivia Wilson
Tech-Tutor



Morgan Maxwell
Business
Analyst and
Project Reporter

What We do



Milestone 1

Please describe your first milestone, including what it entails, its significance, and how you plan to measure its success. Additionally, ensure that you document your accomplishments by taking pictures and obtain consent from stakeholders to share these images.



Milestone 2

Please describe your first milestone, including what it entails, its significance, and how you plan to measure its success. Additionally, ensure that you document your accomplishments by taking pictures and obtain consent from stakeholders to share these images.



Milestone 3

Please describe your first milestone, including what it entails, its significance, and how you plan to measure its success. Additionally, ensure that you document your accomplishments by taking pictures and obtain consent from stakeholders to share these images.



Please describe your first milestone, including what it entails, its significance, and how you plan to measure its success. Additionally, ensure that you document your accomplishments by taking pictures and obtain consent from stakeholders to share these images.

Timeline



Milestones 01

The project is expected to be completed.

Creating a project timeline involves identifying key milestones and tasks, determining their sequence and duration, and assigning responsibilities to team members.

Milestones 02

The project is expected to be completed.

This timeline should provide a visual representation of the project's progress and help to ensure that the project stays on track. It is important to regularly review and update the timeline as the project progresses to ensure that it remains accurate and achievable. goals and deadlines.

Milestones 03

The project is expected to be completed.

Milestones 04

The project is expected to be completed.

Milestones 05

The project is expected to be completed.



Our Clients




Aaron Loeb

Address
Phone
What does she do?



Jamie Chastain

Address
Phone
What does she do?



Olivia Wilson

Address
Phone
What does she do?



Morgan Maxwell

Address
Phone
What does she do?

Current

Situation



Aaron Loeb

What is Aaron's current situation?
What would you like to help with?



Jamie Chastain

What is Jamie's current situation?
What would you like to help with?



Olivia Wilson

What is Olivia's current situation?
What would you like to help with?




Morgan Maxwell

What is Morgan's current situation?
What would you like to help with?

Expected

Outcome




Aaron Loeb

What will improve in Aaron's life after your project?



Jamie Chastain

What will improve in Jamie's life after your project?



Olivia Wilson

What will improve in Olivia's life after your project?



Morgan Maxwell

What will improve in Morgan's life after your project?

Contact

Information



- Address** ● 123 Anywhere St., Any City
- Website/
Email** ● www.reallygreatsite.com
pippa@girlscancode.swiss
- Phone** ● +41 78 893 20 13

Clear and accessible contact information, including phone number, email address, physical address, and website, is crucial for building trust with customers and enhancing their overall experience.